

FLOS

F016A22B012 Forest Green

Caule Bollard 2 Dimmable 1-10V NEW

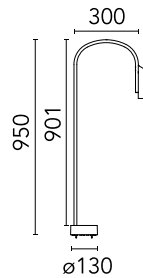
Designed by Patricia Urquiola



LED light source included. Integrated 220-240V ON/OFF or dimmable electrical power. The device may be installed on any flooring with anchors. Box for installation on flooring laid over concrete sold separately. 110V version upon request.

Are you a professional and your project needs consulting and support?

[BOOK AN APPOINTMENT](#)



Main specifications

Mounting	Ground
Environments	Outdoor wet location
LED type	Power LED
Lamp category	LED
Power (W)	5
System flux (lm)	282

Physical

Colour	Forest Green
Trim	No
Orientation	Fixed
Net weight (kg)	2
IP internal	66

Download

[Mounting instructions](#) ZIP

Photometric Files

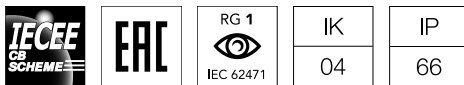
[LDT / IES](#) ZIP

Technical Drawings

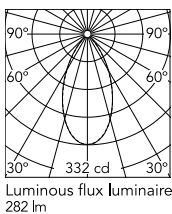
[2D](#) ZIP

[3D](#) ZIP

[Bim](#) ZIP



Schematic light drawing



Beam Angle:	52°	
h(m)	E(lx)	D(m)
1	332	0.98
2	83	1.96
3	37	2.94
4	21	3.92
5	13	4.90

Photometric

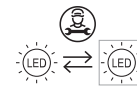
Lighting type	Direct
Light distribution	Symmetric
CCT (K)	2700
CRI>	80
Beam angle C0-180 (°)	52
Beam angle C90-270 (°)	52

Electrical

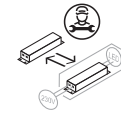
Insulation class	I
Frequency (Hz)	50-60
Main voltage (Vac)	220-240
Driver	Integrated
Dimmable	Yes
Dimming type	Dimmable 1-10V
Emergency type	No

Ecodesign and Energy Labelling

This product contains a light source of energy efficiency class E



Replaceable (LED only) light source by a professional



Replaceable control gear by a professional

Notes

We recommend using a connection system with a degree of protection greater than or equal to the degree of protection of the luminaire.

During the installation and the maintenance of the fixtures it is important to be careful and avoid damages on the paint coating.

Damages on the coating exposed to outdoor conditions or water, could cause corrosion.

Chemical substances affect the anticorrosion covering protection.


For LED fixtures, there is evidence that most of the damages are connected to electrical effects related to the insulations, which cause destructive electrical discharges

These effects are frequently caused by:

- over voltage coming from the mains' network where fixture is connected.
- electrostatic discharge (ESD) coming from the environment.

The use of a protective device against the overvoltage on the electrical installation is warmly suggest this helps to reduce the intensity of some of these phenomenon and prevent irreversible damages. The selection of the type of device to be used must be adjust on the electrical plant.

Accessories & Power Supply



OPTIONAL
Accessory

F990E00A000

S.P.D. (SURGE PROTECTION
DEVICE)



OPTIONAL
Accessory

F016Z000000

Box for ground installation