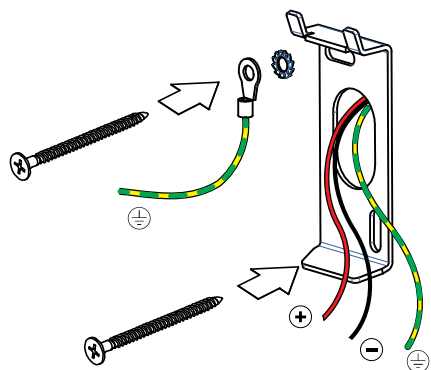
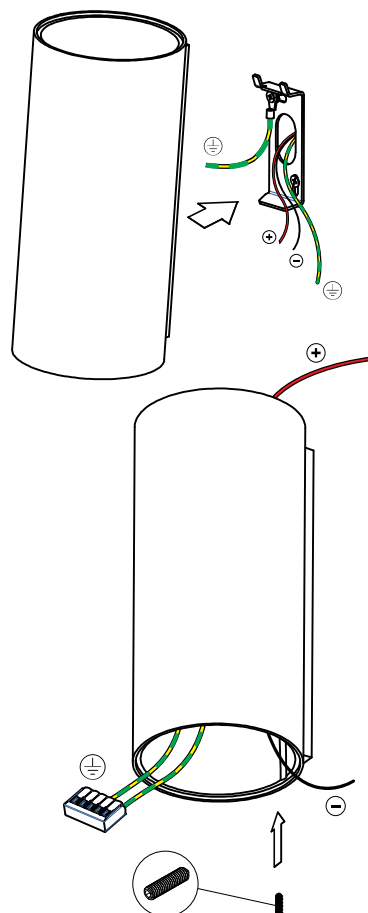
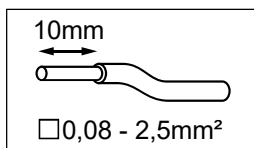
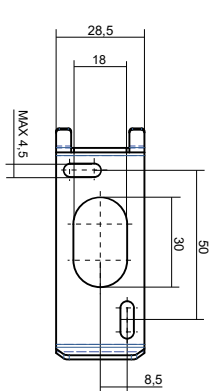


SmartST XL Wall 82 2xLED GE

128467XX



(SCREWS NOT INCLUDED)

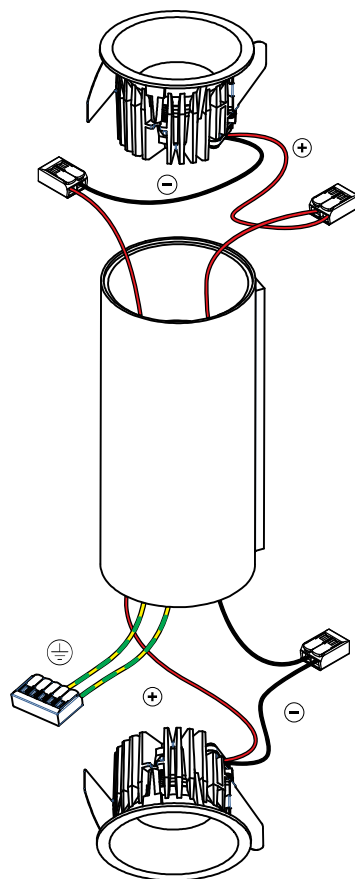


Smart 82 (IP) LED GE:
Smart 82 adjustable LED GE:

Drive Current (mA)	Forward Voltage		Power (W)
	min (Vf)	max (Vf)	
350	16,5	19,2	6,2
500	17,1	19,8	9,2

For serial connection, respect polarity!

⊕ RED ⊖ BLACK




Smart 82 (IP) warmdim LED GE:
Smart 82 adjustable warmdim LED GE:

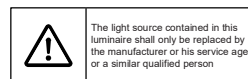
WARM DIM			
Drive Current (mA)	Forward Voltage		Power (W)
	min (Vf)	max (Vf)	
350	15,5	18,5	6

For serial connection, respect polarity!

⊕ RED ⊖ BLACK



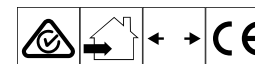
install : Twist clockwise
uninstall : Twist counterclockwise



CAN BE USED WITH :

- Smart 82 (IP*) LED GE
- Smart 82 adjustable LED GE
- Smart 82 (IP*) warmdim LED GE
- Smart 82 adjustable warmdim LED GE
- Smart 82 GU10 GE for tube/box

*in combination with Smart ST Wall = IP20



01 - 17/09/2019