

# FLOS

F016B41D018 Deep Brown

## Caule Bollard Nest 1 Dimmable DALI NEW

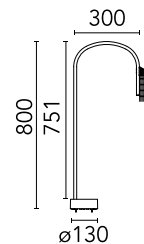
Designed by Patricia Urquiola



LED light source included. Integrated 220-240V ON/OFF or dimmable electrical power. The device may be installed on any flooring with anchors. Box for installation on flooring laid over concrete sold separately. 110V version upon request.

Are you a professional and your project needs consulting and support?

[BOOK AN APPOINTMENT](#)



### Main specifications

|                  |                      |
|------------------|----------------------|
| Mounting         | Ground               |
| Environments     | Outdoor wet location |
| LED type         | Power LED            |
| Lamp category    | LED                  |
| Power (W)        | 5                    |
| System flux (lm) | 143                  |

### Physical

|                 |            |
|-----------------|------------|
| Colour          | Deep Brown |
| Trim            | No         |
| Orientation     | Fixed      |
| Net weight (kg) | 1.9        |
| IP internal     | 66         |

### Download

[Mounting instructions](#) ZIP

### Photometric Files

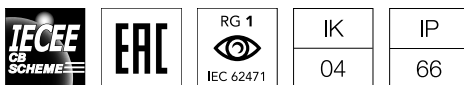
[LDT / IES](#) ZIP

### Technical Drawings

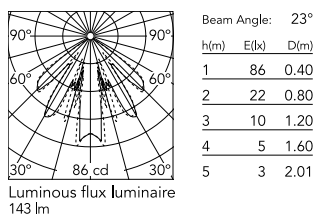
[2D](#) ZIP

[3D](#) ZIP

[Bim](#) ZIP



### Schematic light drawing



<https://professional.flos.com/en/global/product/caule-bollard-nest-1-dimmable-dali-f016b41d018/>

F016B41D018

©2022 Flos - P.IVA 00290820174 - 7/8/2023

professional.flos.com | flos.outdoor@flos.com 1/3

In our constantly evolving world and business, technical upgrades happen every day. This means all product specifications and data are subject to change without warning in order to improve reliability, function, performance or otherwise. We make every effort to ensure the accuracy of our product images, however due to different lighting and screens used for viewing, the colours may vary. Images are indicative of the quality and style of the product but may not represent the precise details of the product you receive. This is because we are constantly working to make improvements. For aesthetic reasons, cables and/or electrical elements are often not shown. Refer to technical data sheets for all technical data. Images and colours are not part of any contract or warranty in any way.

## Photometric

|                    |           |
|--------------------|-----------|
| Lighting type      | Direct    |
| Light distribution | Symmetric |
| CCT (K)            | 4000      |
| CRI>               | 80        |

## Electrical

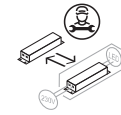
|                    |                 |
|--------------------|-----------------|
| Insulation class   | I               |
| Frequency (Hz)     | 50-60           |
| Main voltage (Vac) | 220-240         |
| Driver             | Integrated      |
| Dimmable           | Yes             |
| Dimming type       | Dimmable DALI 1 |
| Emergency type     | No              |

## Ecodesign and Energy Labelling

This product contains a light source of energy efficiency class E



Replaceable (LED only) light source by a professional



Replaceable control gear by a professional

## Notes

We recommend using a connection system with a degree of protection greater than or equal to the degree of protection of the luminaire.

During the installation and the maintenance of the fixtures it is important to be careful and avoid damages on the paint coating.

Damages on the coating exposed to outdoor conditions or water, could cause corrosion.

Chemical substances affect the anticorrosion covering protection.

For LED fixtures, there is evidence that most of the damages are connected to electrical effects related to the insulations, which cause destructive electrical discharges

These effects are frequently caused by:

- over voltage coming from the mains' network where fixture is connected.
- electrostatic discharge (ESD) coming from the environment.

The use of a protective device against the overvoltage on the electrical installation is warmly suggest this helps to reduce the intensity of some of these phenomenon and prevent irreversible damages. The selection of the type of device to be used must be adjust on the electrical plant.

## Accessories & Power Supply



OPTIONAL  
Accessory

F990E00A000

S.P.D. (SURGE PROTECTION  
DEVICE)



OPTIONAL  
Accessory

F016Z000000

Box for ground installation