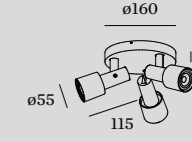
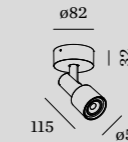
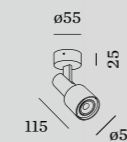


# SARA on base

## CEILING SURFACE



p. 361 p. 523



### 1.0 PAR16

PAR16 max. 12W | GU10  
100-240VAC | aluminium  
powder coated

0.23kg IP20

90°

	CODE
	157220W0
	157220G0
	157220B0
	157220K0

### OPTIONAL

PAR16 LED GU10 7W | phase-cut dim

	CODE
2700K	901228W2
3000K	901228W4
1800-2850K	901229S9

more lamps and specs on page 701

### 1.1 PAR16

PAR16 max. 12W | GU10  
100-240VAC | aluminium  
powder coated

0.32kg IP20

90° 330°

	CODE
	157420W0
	157420B0
	157420K0

### OPTIONAL

PAR16 LED GU10 7W | phase-cut dim

	CODE
2700K	901228W2
3000K	901228W4
1800-2850K	901229S9

more lamps and specs on page 701

### 3.0 PAR16

3x PAR16 max. 12W | GU10  
100-240VAC | aluminium  
powder coated

0.74kg IP20

90° 330°

	CODE
	157520W0
	157520B0
	157520K0

### OPTIONAL

PAR16 LED GU10 7W | phase-cut dim

	CODE
2700K	901228W2
3000K	901228W4
1800-2850K	901229S9

more lamps and specs on page 701

available from summer 2020