


# FLOS

F015E42B000 Primer

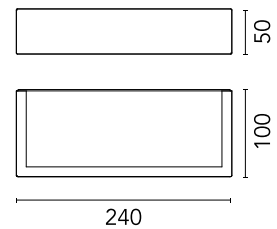
## Mile Wall 2 Washer Down Dimmable 1-10V NEW

Designed by Antonio Citterio



LED - Power LED - 6.4W - 489lm - 4000K - CRI> 80

LED light source included. Integrated 220-240V ON/OFF and 1-10V or DALI dimmable electrical power. Equipped with double cable gland for electrical connection.



Are you a professional and your project needs consulting and support?

[BOOK AN APPOINTMENT](#)

### Main specifications

Mounting	Wall
Environments	Outdoor wet location
LED type	Power LED
Lamp category	LED
Number of heads	1
Power (W)	6.4
System flux (lm)	489

### Physical

Colour	Primer
Orientation	Fixed
Net weight (kg)	0.8
IP internal	65

### Download

Mounting instructions [↓ ZIP](#)

### Photometric Files

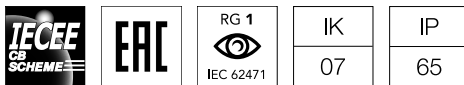
LDT / IES [↓ ZIP](#)

### Technical Drawings

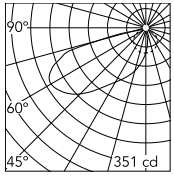
2D [↓ ZIP](#)

3D [↓ ZIP](#)

[↓ ZIP](#) Bim



## Schematic light drawing



Beam Angle:	52°		
h(m)	E(lx)	D(m)	
1	132	3.53	
2	33	7.06	
3	15	10.59	
4	8	14.12	
5	5	17.66	

Luminous flux luminaire  
489 lm

## Photometric

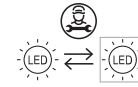
Lighting type	Direct
Light distribution	Asymmetric
CCT (K)	4000
CRI>	80

## Electrical

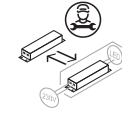
Insulation class	I
Frequency (Hz)	50-60
Main voltage (Vac)	220-240
Driver	Integrated
Dimmable	Yes
Dimming type	Dimmable 1-10V
Emergency type	No

## Ecodesign and Energy Labelling

This product contains a light source of energy efficiency class D



Replaceable (LED only) light source by a professional



Replaceable control gear by a professional

## Accessories & Power Supply



OPTIONAL  
Accessory

F990E00A000

S.P.D. (SURGE PROTECTION  
DEVICE)