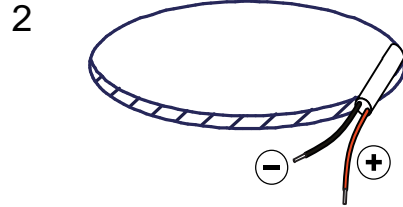
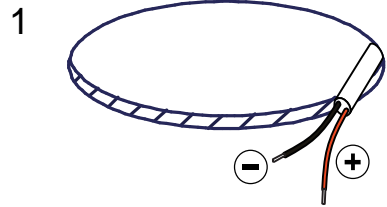
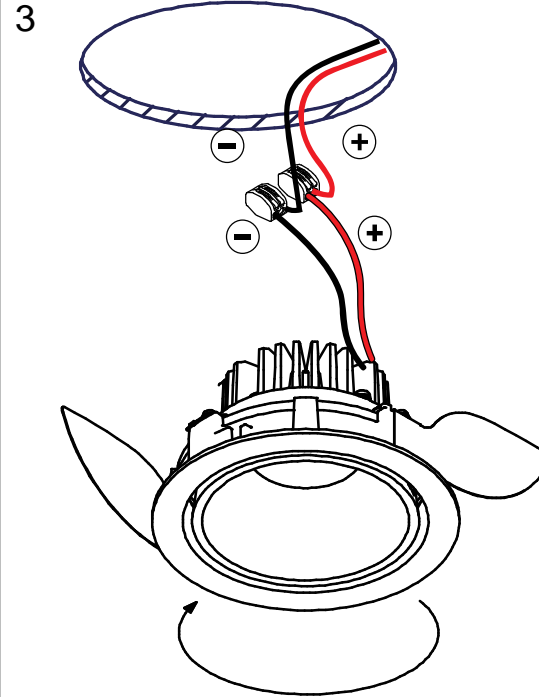
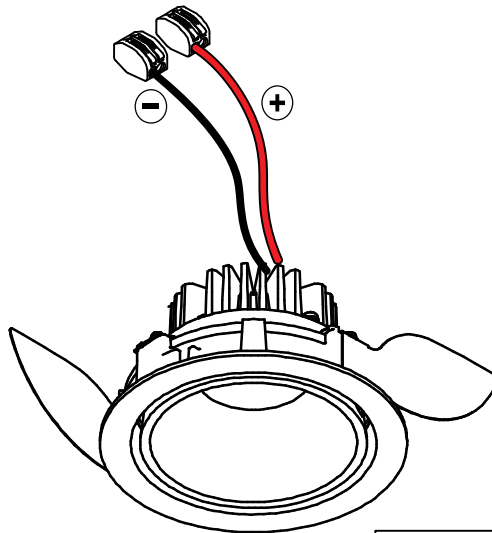


# Smart Lotis Adjustable Ø115 LED Warm Dim GE

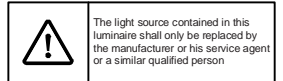
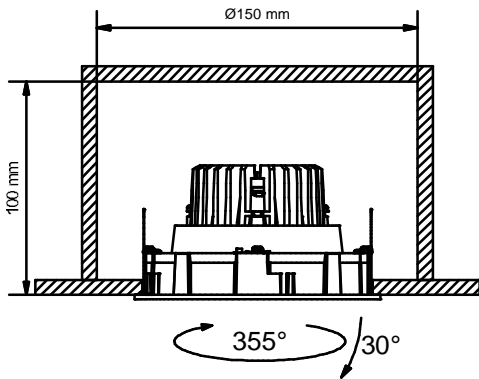
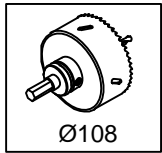
127830XX\_127831\_127832XX



Drive Current (mA)	Forward Voltage		Power (W)
	min (Vf)	max (Vf)	
350	30,6	37	11.8
For serial connection, respect polarity!			
+ RED		- BLACK	



install : Twist clockwise  
uninstall: Twist counterclockwise



## CAN BE USED WITH

**Drivers:**  
see driver matrix - latest version on website  
[www.supermodular.com](http://www.supermodular.com) or check sales contact

**Recessed ring:**  
12810230 Smart rec ring 115

**Surface box:**  
128020XX SMART SBS 115 GE FOR LED  
128021XX SMART SBD 115 GE FOR 2XLED

**Gypkit - conbox**  
12290530 Gypkit 190X190X Ø108  
10889830 Conbox outer dim. 190x192x130

**Mask**  
12810032 Smart Mask 115 1x BiStr  
12810046 Smart Mask 115 1x Gold  
12810009 Smart Mask 115 1x WhStr

12810132 Smart Mask 115 2x BiStr  
12810146 Smart Mask 115 2x Gold  
12810009 Smart Mask 115 2x WhStr

