


# FLOS

03.8916.14A Black/White

## Light Shadow Adjustable No Trim 2 Spots Optic Spot

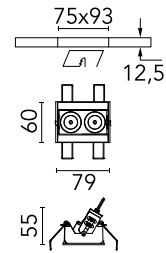
Designed by FLOS Architectural



Recessed integrated luminaire with 2 LED lighting spots. Remote power supply included (220-240V).

Are you a professional and your project needs consulting and support?

[BOOK AN APPOINTMENT](#)



### Main specifications

Mounting	Ceiling recessed
Environments	Indoor dry location
LED type	Power LED
Lamp category	LED
Iicos	No
Number of heads	1
Power (W)	7
Source flux (lm)	540
System flux (lm)	453

### Physical

Colour	Black/White
Trim	No
Orientation	Adjustable
Longitudinal tilting (°)	30
Recessed depth (mm)	150
Length (mm)	79
Net weight (kg)	0.25
IP internal	20
IP external	20

### Download

[Mounting instructions](#)  ZIP

### Photometric Files

[LDT / IES](#)  ZIP

### Technical Drawings

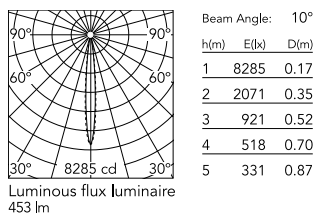
[2D](#)  ZIP

[3D](#)  ZIP

[Bim](#)  ZIP



## Schematic light drawing



### Photometric

Lighting type	Direct
Light distribution	Symmetric
CCT (K)	2700
CRI>	90
Beam angle C0-180 (°)	10
Beam angle C90-270 (°)	10

### Electrical

Insulation class	II
Frequency (Hz)	50/60
Main voltage (Vac)	220.00
Alternating current voltage (Vac)	230
LED voltage Vf (Vdc)	7
Driver	Remote included
Dimmable	No
Emergency type	No

### Notes

It requires a pre-installation frame, to be ordered separately.

## Accessories & Power Supply



REQUIRED  
Frame

Installation

08.0515.00

Pre-installation No Trim Frame 2L  
Adjustable



OPTIONAL  
Accessory

Mounting

08.0059.90

Accessory for mounting of No  
Trim Adjustable continuous line.