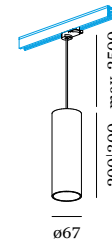



# SUSPENSIONS on track

3-PHASE



## RAY 2.0 | 3.0 LED

LED 6W | 220-240VAC | 50-60Hz  
COB 3-step | incl. PS | phase-cut dim  
aluminium powder coated  
brushed | incl. 3-phase track  
adapter

0.62 | 0.76kg IP20 0.3° 36°

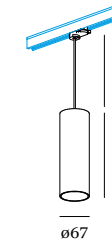
### 2.0

200mm	CODE
	217364W_
	217364L_
	217364G_
	217364P_
	217364B_

### 3.0

300mm	CODE
	217464W_
	217464L_
	217464G_
	217464P_
	217464B_

LIGHT COLOUR	LUMEN	CRI	CODE
2700K	420	>90	3
3000K	440	>90	5
1800-2850K	360	>95	9



## RAY 2.0 | 3.0 PAR16

PAR16 max. 12W | GU10  
100-240VAC | 50-60Hz  
aluminium powder coated  
brushed | incl. 3-phase track  
adapter

0.54 | 0.68kg IP20 0.3°

### 2.0

200mm	CODE
	217320W0
	217320L0
	217320G0
	217320P0
	217320B0

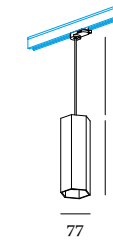
### 3.0

300mm	CODE
	217420W0
	217420L0
	217420G0
	217420P0
	217420B0

### OPTIONAL

PAR16 LED GU10 7W   phase-cut dim	
	CODE
2700K	901228W2
3000K	901228W4
1800-2850K	901229S9

more lamps and specs on page 701



## HEXO 2.0 | 3.0 LED

LED 6W | 220-240VAC | 50-60Hz  
COB 3-step | incl. PS | phase-cut dim  
aluminium powder coated  
brushed | incl. 3-phase track  
adapter

0.66 | 0.82kg IP20 0.3° 36°

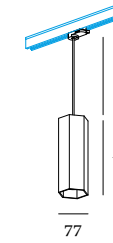
### 2.0

200mm	CODE
	215364G_
	215364Q_
	215364P_
	215364B_

### 3.0

300mm	CODE
	215464G_
	215464Q_
	215464P_
	215464B_

LIGHT COLOUR	LUMEN	CRI	CODE
2700K	420	>90	3
3000K	440	>90	5
1800-2850K	360	>95	9



## HEXO 2.0 | 3.0 PAR16

PAR16 max. 12W | GU10  
100-240VAC | 50-60Hz  
aluminium powder coated  
brushed | incl. 3-phase track  
adapter

0.58 | 0.74kg IP20 0.3°

### 2.0

200mm	CODE
	215320G0
	215320Q0
	215320P0
	215320B0

### 3.0

300mm	CODE
	215420G0
	215420Q0
	215420P0
	215420B0

### OPTIONAL

PAR16 LED GU10 7W   phase-cut dim	
	CODE
2700K	901228W2
3000K	901228W4
1800-2850K	901229S9

more lamps and specs on page 701