

# FLOS

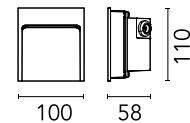
F4352006 Grey

## My Way 110x100 Grey

Designed by Piero Lissoni



Integrated 110/240V power supply. Supplied with a 120 mm length outgoing neoprene cable and IP67 cable connection system. Dimmable version on request.



Are you a professional and your project needs consulting and support?

[BOOK AN APPOINTMENT](#)

### Main specifications

|                  |                      |
|------------------|----------------------|
| Mounting         | Wall recessed        |
| Environments     | Outdoor wet location |
| LED type         | Power LED            |
| Lamp category    | LED                  |
| Iicos            | No                   |
| Power (W)        | 5                    |
| System flux (lm) | 221                  |

### Physical

|                 |       |
|-----------------|-------|
| Colour          | Grey  |
| Trim            | No    |
| Orientation     | Fixed |
| Net weight (kg) | 0.52  |
| IP internal     | 65    |

### Download

[Mounting instructions](#) ZIP

### Photometric Files

[LDT / IES](#) ZIP

### Technical Drawings

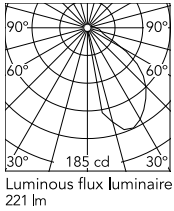
[2D](#) ZIP

[3D](#) ZIP

[Bim](#) ZIP



## Schematic light drawing



## Photometric

|                        |            |
|------------------------|------------|
| Lighting type          | Direct     |
| Light distribution     | Asymmetric |
| CCT (K)                | 4000       |
| CRI>                   | 80         |
| Beam angle C0-180 (°)  | 50         |
| Beam angle C90-270 (°) | 74         |

## Electrical

|                    |              |
|--------------------|--------------|
| Insulation class   | I            |
| Frequency (Hz)     | 50-60        |
| Main voltage (Vac) | 100-240      |
| Driver             | Integrated   |
| Dimmable           | No           |
| Dimming type       | Non Dimmable |
| Emergency type     | No           |

## Ecodesign and Energy Labelling

This product contains a light source of energy efficiency class D



Replaceable (LED only) light source by a professional



Replaceable control gear by a professional

## Notes

We recommend using a connection system with a degree of protection greater than or equal to the degree of protection of the luminaire.

During the installation and the maintenance of the fixtures it is important to be careful and avoid damages on the paint coating.

Damages on the coating exposed to outdoor conditions or water, could cause corrosion.

Chemical substances affect the anticorrosion covering protection.

For LED fixtures, there is evidence that most of the damages are connected to electrical effects related to the insulations, which cause destructive electrical discharges

These effects are frequently caused by:

- over voltage coming from the mains' network where fixture is connected.
- electrostatic discharge (ESD) coming from the environment.

The use of a protective device against the overvoltage on the electrical installation is warmly suggest this helps to reduce the intensity of some of these phenomenon and prevent irreversible damages. The selection of the type of device to be used must be adjust on the electrical plant.

## Accessories & Power Supply



REQUIRED  
Accessory

F4301000


Box for installation



OPTIONAL  
Accessory

F990C00A000

2 way terminal block 4 poles IP68  
H20 stop. (ø5,5÷12mm cable)



OPTIONAL  
Accessory

F990E00A000

S.P.D. (SURGE PROTECTION  
DEVICE)