

# FLOS

03.8131.FU Smoked Glass

## Suspension Glass Downlight 110 Black Rod 400 mm On Board Dimmer

Designed by Vincent Van Duysen, 2017

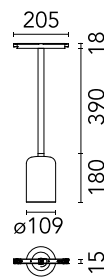


LED - LED array - 13.5W - 483lm - 2700K - CRI> 90 - Beam° 47

Suspended luminaire with rigid rod and blown glass in several finishes to be installed in the Infra-Structure system.

Are you a professional and your project needs consulting and support?

BOOK AN APPOINTMENT



### Main specifications

Mounting	Track
Environments	Indoor dry location
Light Source Type	LED
LED type	LED array
Lamp category	LED
Ilcos	No
Bulb finish	Clear
Number of heads	1
Power (W)	13.5
System power (W)	14
Source flux (lm)	1234
System flux (lm)	483
Efficacy (lm/W)	34.5

### Physical

Colour	Smoked Glass
Trim	No
Orientation	Fixed
Length (mm)	205
Net weight (kg)	1.18
IP internal	20
IP external	20

### Download

Mounting instructions [↓ PDF](#)

### Photometric Files

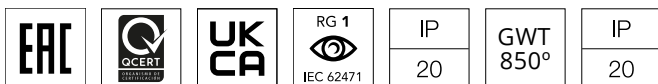
LDT / IES [↓ ZIP](#)

### Technical Drawings

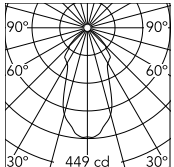
2D [↓ ZIP](#)

3D [↓ ZIP](#)

[🔒 Bim](#) [↓ ZIP](#)



## Schematic light drawing



Beam Angle: 47°

h(m)	E(lx)	D(m)
1	449	0.86
2	112	1.72
3	50	2.58
4	28	3.45
5	18	4.31

Luminous flux Luminaire  
483 lm

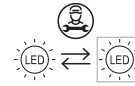
## Photometric

Lighting type	Direct
Light distribution	Symmetric
CCT (K)	2700
CRI>	90
McAdam steps (SDCM)	2
LED Life / Failure Ratio	L80B50
Beam angle C0-180 (°)	47
Beam angle C90-270 (°)	47

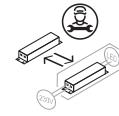
## Electrical

Insulation class	III
Forward voltage (V)	48
LED voltage Vf (Vdc)	48
Driver	Remote excluded
Dimmable	Yes
Dimming type	Dimmer on board
Dimming interface	Dimmer Integrated
Emergency type	No

## Ecodesign and Energy Labelling



Replaceable (LED only)  
light source by a  
professional



Replaceable control  
gear by a professional