

FLOS

■ F015F24B030 Black

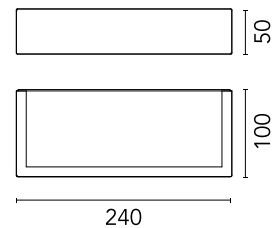
Mile Wall 2 Washer Down + Asymmetric Up Dimmable 1-10V NEW

Designed by Antonio Citterio



LED - Power LED - 12W - 453+603lm - 2700K - CRI> 80

LED light source included. Integrated 220-240V ON/OFF and 1-10V or DALI dimmable electrical power. Equipped with double cable gland for electrical connection.



Are you a professional and your project needs consulting and support?

[BOOK AN APPOINTMENT](#)

Main specifications

Mounting	Wall
Environments	Outdoor wet location
LED type	Power LED
Lamp category	LED
Number of heads	1
Power (W)	12
System flux (lm)	453+603

Physical

Colour	Black
Orientation	Fixed
Net weight (kg)	0.8
IP internal	65

Download

[Mounting instructions](#) ZIP

Photometric Files

[LDT / IES](#) ZIP

Technical Drawings

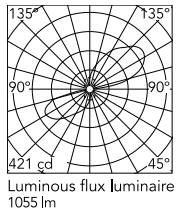
[2D](#) ZIP

[3D](#) ZIP

[Bim](#) ZIP



Schematic light drawing



Beam Angle: 57°

h(m)	E(lx)	D(m)
1	187	4.54
2	47	9.08
3	21	13.62
4	12	18.17
5	7	22.71

Luminous flux Luminaire
1055 lm

Photometric

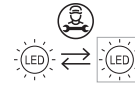
Lighting type	Indirect, Direct
Light distribution	Asymmetric
CCT (K)	2700
CRI>	80

Electrical

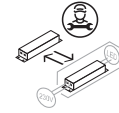
Insulation class	I
Frequency (Hz)	50-60
Main voltage (Vac)	220-240
Driver	Integrated
Dimmable	Yes
Dimming type	Dimmable 1-10V
Emergency type	No

Ecodesign and Energy Labelling

This product contains a light source of energy efficiency class E



Replaceable (LED only) light source by a professional



Replaceable control gear by a professional

Accessories & Power Supply



OPTIONAL
Accessory

F990E00A000

S.P.D. (SURGE PROTECTION
DEVICE)