

# FLOS

F4355018 Deep Brown

## My Way 110x200 Non Dimmable Deep Brown

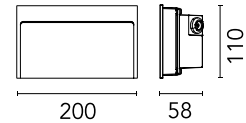
Designed by Piero Lissoni



Integrated 220/240V power supply. Supplied with a 120 mm length outgoing neoprene cable and IP67 cable connection system.

Are you a professional and your project needs consulting and support?

[BOOK AN APPOINTMENT](#)



### Main specifications

Mounting	Wall recessed
Environments	Outdoor wet location
LED type	Power LED
Lamp category	LED
Iicos	No
Power (W)	13
System flux (lm)	801

### Physical

Colour	Deep Brown
Trim	No
Orientation	Fixed
Net weight (kg)	0.95
IP internal	65

### Download

[Mounting instructions](#) ZIP

### Photometric Files

[LDT / IES](#) ZIP

### Technical Drawings

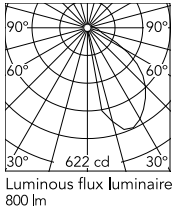
[2D](#) ZIP

[3D](#) ZIP

[Bim](#) ZIP



## Schematic light drawing



## Photometric

Lighting type	Direct
Light distribution	Asymmetric
CCT (K)	4000
CRI>	80
Beam angle C0-180 (°)	50
Beam angle C90-270 (°)	88

## Electrical

Insulation class	I
Frequency (Hz)	50-60
Main voltage (Vac)	220-240
Driver	Integrated
Dimmable	No
Dimming type	Non Dimmable
Emergency type	No

## Ecodesign and Energy Labelling

This product contains a light source of energy efficiency class D



Replaceable (LED only) light source by a professional



Replaceable control gear by a professional

## Notes

We recommend using a connection system with a degree of protection greater than or equal to the degree of protection of the luminaire.

During the installation and the maintenance of the fixtures it is important to be careful and avoid damages on the paint coating.

Damages on the coating exposed to outdoor conditions or water, could cause corrosion.

Chemical substances affect the anticorrosion covering protection.

For LED fixtures, there is evidence that most of the damages are connected to electrical effects related to the insulations, which cause destructive electrical discharges

These effects are frequently caused by:

- over voltage coming from the mains' network where fixture is connected.
- electrostatic discharge (ESD) coming from the environment.

The use of a protective device against the overvoltage on the electrical installation is warmly suggest this helps to reduce the intensity of some of these phenomenon and prevent irreversible damages. The selection of the type of device to be used must be adjust on the electrical plant.

## Accessories & Power Supply



REQUIRED  
Accessory

F4302000


Box for installation



OPTIONAL  
Accessory

F990C00A000

2 way terminal block 4 poles IP68  
H20 stop. (ø5,5÷12mm cable)



OPTIONAL  
Accessory

F990E00A000

S.P.D. (SURGE PROTECTION  
DEVICE)