


FLOS

09.6021.30BDA White

Super Flat Surface 90x90 Dali Version

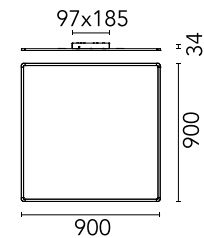
Designed by FLOS Architectural, 2018



Surface mounted general lighting LED luminaire. Power supply included.

Are you a professional and your project needs consulting and support?

[BOOK AN APPOINTMENT](#)



Main specifications

Mounting	Ceiling surface
Environments	Indoor dry location
LED type	Top LED
Lamp category	LED
Ilcos	No
Number of heads	1
Power (W)	55
Source flux (lm)	5651.36
System flux (lm)	4998

Physical

Colour	White
Trim	No
Orientation	Fixed
Net weight (kg)	9.90
IP internal	20
IP external	20

Download

Mounting instructions [↓ PDF](#)

Photometric Files

LDT / IES [↓ LDT](#)

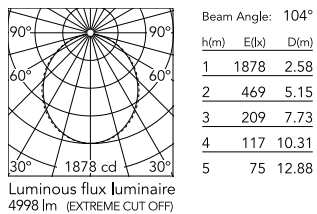
Technical Drawings

2D [↓ ZIP](#)

3D [↓ ZIP](#)



Schematic light drawing



Photometric

Lighting type	Direct
Light distribution	Symmetric
CCT (K)	4000
CRI>	90
Beam angle C0-180 (°)	104
Beam angle C90-270 (°)	107

Electrical

Insulation class	I
Frequency (Hz)	50/60
Main voltage (Vac)	35.00
Driver	Integrated
Dimmable	Yes
Dimming type	Dimmable DALI 1
Emergency type	No

Notes

Total consumption of the system: 55W. Light source: max. 7660 lm. Luminous efficiency of luminaire: max. 151 lm/W.