

Date

---

---

Name

---

---

Client

---

---

Project name

---

---

Quote#

---

---

Type/Quantity

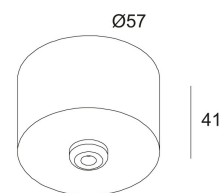
---

---

## CABLE BASE R

203 99 55

[Weblink](#)



Beschikbare Heuren: ALU GEANODISEERD (203 99 55 ANO)  
ZWART (203 99 55 B)  
WIT (203 99 55 W)

Gewicht: 0.1 KG  
Minimumafstand: n.v.t.

Opties: COVERSET R 62-90-100

Voor gedetailleerde installatie-instructies, raadpleeg de handleiding. [203\\_99\\_55\\_HAND.pdf](#)

05/12/2022 11:11:06

## CABLE BASE R

203 99 55

SUSPENSION SET 28 3x0,75 3m  
 SUSPENSION SET 30 2x0,75 1,6m  
 SUSPENSION SET 32 5x0,75 1,6m  
 DTC-ON - PROFILE  
 TRACK 3F DIM ON 2m  
 TRACK 3F DIM H 1m  
 TRACK 3F DIM H 3m  
 SUPERLOOP HC 250 SBL 930  
 SUPERLOOP HC 350 SBL 930  
 SUPERLOOP HC 500 SBL 930  
 SUPERLOOP HC 250 MDL  
 SUPERLOOP HC 350 MDL  
 SUPERLOOP HC 500 MDL  
 SUPERLOOP PLUS HC 90 SBL 930  
 SUPERLOOP PLUS HC 70 MDL  
 SUPERLOOP PLUS HC 120 MDL  
 SUPERLOOP HC SBL OVAL M 930  
 SUPERLOOP SLIM IN 90 SBL 930  
 SUPERLOOP SLIM IN 170 SBL 930  
 SUPERLOOP SLIM OUT 90 SBL 930  
 SUPERLOOP SLIM OUT 170 SBL 930  
 SUPERLOOP SLIM DOWN 120 SBL 930  
 SUPERNOVA FLAT 65 DOWN-UP 930 DIM1  
 SUPERNOVA FLAT 65 PRISMATIC DOWN-UP 930  
 SUPERNOVA FLAT 65 PRISMATIC DOWN-UP 930 DIM5  
 SUPERNOVA FLAT 95 DOWN-UP 930 DIM1  
 SUPERNOVA FLAT 95 PRISMATIC DOWN-UP 930  
 SUPERNOVA FLAT 95 PRISMATIC DOWN-UP 930 DIM5  
 SUPERNOVA LINE 65 DOWN-UP 930 DIM1  
 SUPERNOVA LINE 95 DOWN-UP 930  
 SUPERNOVA LINE 95 DOWN-UP 930 DIM5  
 SUPERNOVA LINE 125 DOWN-UP 930 DIM1  
 SUPERNOVA LINE 65 930  
 SUPERNOVA LINE 65 930 DIM5  
 SUPERNOVA LINE 95 930 DIM1  
 SUPERNOVA LINE 125 930  
 SUPERNOVA LINE 125 930 DIM5  
 SUPERNOVA FLAT 65 930 DIM1  
 SUPERNOVA FLAT 65 SMOOTH UP 930  
 SUPERNOVA FLAT 65 SMOOTH UP 930 DIM5  
 SUPERNOVA FLAT 65 PRISMATIC 930 DIM1  
 SUPERNOVA FLAT 65 PRISMATIC SMOOTH UP 930  
 SUPERNOVA FLAT 65 PRISMATIC SMOOTH UP 930 DIM5  
 SUPERNOVA FLAT 95 930 DIM1  
 SUPERNOVA FLAT 95 SMOOTH UP 930  
 SUPERNOVA FLAT 95 SMOOTH UP 930 DIM5  
 SUPERNOVA FLAT 95 PRISMATIC 930 DIM1  
 SUPERNOVA FLAT 95 PRISMATIC SMOOTH UP 930  
 SUPERNOVA FLAT 95 PRISMATIC SMOOTH UP 930 DIM5  
 SUPER-OH! SLIM 80 SBL DOWN 930 DIM4  
 SUPER-OH! SLIM 120 SBL DOWN 930 DIM4  
 SUPER-OH! SLIM 80 C SBL DOWN-UP 930 DIM4  
 SUPER-OH! SLIM 120 C SBL DOWN-UP 930 DIM4  
 SLM26L - PROFILE 1m  
 SLM26L - PROFILE 3m  
 SLM26H - PROFILE 1m  
 SLM26H - PROFILE 3m  
 SLM - CURRENT SUPPLY SET 4 x 0,75mm<sup>2</sup> 1,6m DIM5  
 SLM - CURRENT SUPPLY SET 2 x 0,75mm<sup>2</sup> 1,6m BLACK MDL  
 SLM - CURRENT SUPPLY SET 6 x 0,75mm<sup>2</sup> 1,6m BLACK DIM5 UP  
 SLM - CURRENT SUPPLY SET 4 x 0,75mm<sup>2</sup> 1,6m BLACK MDL UP  
 SLM44 - PROFILE 2m  
 SLM35R - PROFILE  
 SLM35R - PROFILE 2m  
 LASS-OH! 6060 92734  
 LASS-OH! 60110 92734  
 LASS-OH! 60160 92734  
 LASS-OH! L150-2 92734  
 LASS-OH! L150-3 92734  
 LASS-OH! L210-3 92734  
 LASS-OH! L210-4 92734  
 LASS-OH! L330-6 92734  
 LASS-OH! L330-4 92734

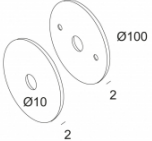
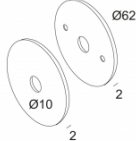
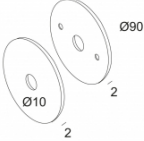
SUSPENSION SET 29 5x0,75 3m  
 SUSPENSION SET 31 5x0,75 1,6m  
 SUSPENSION SET 33 2x0,75 1,6m  
 TRACK 3F DIM ON 1m  
 TRACK 3F DIM ON 3m  
 TRACK 3F DIM H 2m  
 SUPERLOOP HC 200 SBL 930  
 SUPERLOOP HC 300 SBL 930  
 SUPERLOOP HC 400 SBL 930  
 SUPERLOOP HC 200 MDL  
 SUPERLOOP HC 300 MDL  
 SUPERLOOP HC 400 MDL  
 SUPERLOOP PLUS HC 70 SBL 930  
 SUPERLOOP PLUS HC 120 SBL 930  
 SUPERLOOP PLUS HC 90 MDL  
 SUPERLOOP HC SBL OVAL S 930  
 SUPERLOOP SLIM IN 70 SBL 930  
 SUPERLOOP SLIM IN 120 SBL 930  
 SUPERLOOP SLIM OUT 70 SBL 930  
 SUPERLOOP SLIM OUT 120 SBL 930  
 SUPERLOOP SLIM DOWN 70 SBL 930  
 SUPERNOVA FLAT 65 DOWN-UP 930  
 SUPERNOVA FLAT 65 DOWN-UP 930 DIM5  
 SUPERNOVA FLAT 65 PRISMATIC DOWN-UP 930 DIM1  
 SUPERNOVA FLAT 95 DOWN-UP 930  
 SUPERNOVA FLAT 95 DOWN-UP 930 DIM5  
 SUPERNOVA FLAT 95 PRISMATIC DOWN-UP 930 DIM1  
 SUPERNOVA LINE 65 DOWN-UP 930  
 SUPERNOVA LINE 65 DOWN-UP 930 DIM5  
 SUPERNOVA LINE 95 DOWN-UP 930 DIM1  
 SUPERNOVA LINE 125 DOWN-UP 930  
 SUPERNOVA LINE 125 DOWN-UP 930 DIM5  
 SUPERNOVA LINE 65 930 DIM1  
 SUPERNOVA LINE 95 930  
 SUPERNOVA LINE 95 930 DIM5  
 SUPERNOVA LINE 125 930 DIM1  
 SUPERNOVA FLAT 65 930  
 SUPERNOVA FLAT 65 930 DIM5  
 SUPERNOVA FLAT 65 SMOOTH UP 930 DIM1  
 SUPERNOVA FLAT 65 PRISMATIC 930  
 SUPERNOVA FLAT 65 PRISMATIC 930 DIM5  
 SUPERNOVA FLAT 65 PRISMATIC SMOOTH UP 930 DIM1  
 SUPERNOVA FLAT 95 930  
 SUPERNOVA FLAT 95 930 DIM5  
 SUPERNOVA FLAT 95 SMOOTH UP 930 DIM1  
 SUPERNOVA FLAT 95 PRISMATIC 930  
 SUPERNOVA FLAT 95 PRISMATIC 930 DIM5  
 SUPERNOVA FLAT 95 PRISMATIC SMOOTH UP 930 DIM1  
 SUPER-OH! SLIM 80 SBL DOWN 930  
 SUPER-OH! SLIM 120 SBL DOWN 930  
 SUPER-OH! SLIM 80 C SBL DOWN-UP 930  
 SUPER-OH! SLIM 120 C SBL DOWN-UP 930  
 SLM26L - PROFILE  
 SLM26L - PROFILE 2m  
 SLM26H - PROFILE  
 SLM26H - PROFILE 2m  
 SLM - CURRENT SUPPLY SET 2 x 0,75mm<sup>2</sup> 1,6m MDL  
 SLM - CURRENT SUPPLY SET 6 x 0,75mm<sup>2</sup> 1,6m DIM5 UP  
 SLM - CURRENT SUPPLY SET 4 x 0,75mm<sup>2</sup> 1,6m BLACK DIM5  
 SLM - CURRENT SUPPLY SET 4 x 0,75mm<sup>2</sup> 1,6m MDL UP  
 SLM44 - PROFILE  
 SLM44 - PROFILE 3m  
 SLM35R - PROFILE 1m  
 SLM35R - PROFILE 3m  
 LASS-OH! 6060 93034  
 LASS-OH! 60110 93034  
 LASS-OH! 60160 93034  
 LASS-OH! L150-2 93034  
 LASS-OH! L150-3 93034  
 LASS-OH! L210-3 93034  
 LASS-OH! L210-4 93034  
 LASS-OH! L330-6 93034  
 LASS-OH! L330-4 93034

LASS-OH! R65 - 3 92734  
LASS-OH! R90 - 4 92734  
INF SQ+ - CURRENT SUPPLY SET 3 x 0,75mm<sup>2</sup> 1,6m BLACK  
INF SQ+ - CURRENT SUPPLY SET 3 x 0,75mm<sup>2</sup> 1,6m TRANSPARANT  
INF SQ+ - CURRENT SUPPLY SET 3 x 0,75mm<sup>2</sup> 3,0m GREY  
INF SQ+ - CURRENT SUPPLY SET 5 x 0,75mm<sup>2</sup> 1,6m BLACK  
INF SQ+ - CURRENT SUPPLY SET 5 x 0,75mm<sup>2</sup> 1,6m TRANSPARANT  
INF SQ+ - CURRENT SUPPLY SET 5 x 0,75mm<sup>2</sup> 3,0m GREY  
INFORM SQ P392-6 DOWN 83067  
INFORM SQ P475-9 DOWN 83067  
INFORM SQ P585-9 DOWN 83067  
CONFORM P14 DOWN-UP 953067 DIM4  
CONFORM P20 DOWN-UP 953067 DIM4  
CONFORM P28 DOWN-UP 953067 DIM4  
CONFORM P14 PDS DOWN-UP 953067  
CONFORM P20 PDS DOWN-UP 953067  
CONFORM P28 PDS DOWN-UP 953067  
INFORM R1 DOWN 92748  
INFORM R1 DOWN-UP 92748  
INFORM R1+ DOWN 92748 DIM5  
INFORM R1+ DOWN-UP 92748 DIM5  
INFORM R2 DOWN 92748  
INFORM R2 DOWN-UP 92748  
INFORM R2+ DOWN 92748 DIM5  
INFORM R2+ DOWN-UP 92748 DIM5  
INFORM R3+ DOWN 92748 DIM5  
INFORM R3 DOWN 92748  
INFORM R3 DOWN-UP 92748  
INFORM R4 C DOWN 92748  
INFORM R4 C DOWN-UP 92748  
SOLI - SHHH PLUS 60/4 LIGHT GREY DIM5  
SOLI - SHHH PLUS 90/4 LIGHT GREY DIM5  
SOLI - SHHH PLUS 120/4 LIGHT GREY DIM5  
SOLI - SHHH PLUS 120/8 LIGHT GREY DIM5  
SUPERNOVA LINE 65 TW DIM5  
SUPERNOVA LINE 95 TW DIM5  
SUPERNOVA LINE 125 TW DIM5  
SUPERNOVA LINE 65 TW DOWN-UP DIM5  
SUPERNOVA LINE 125 TW DOWN-UP DIM5  
MULTINOVA 30 SUSPENSION SET 5x0,75 3m  
MULTINOVA 255 PRISM 930 DIM4  
MULTINOVA 255 TW 930 DIM5  
MULTINOVA 255 SOFT 930 DIM5  
MULTINOVA 355 PRISM 930 DIM4  
MULTINOVA 355 TW 930 DIM5  
MULTINOVA 355 SOFT 930 DIM5  
ZOOVER 120 LIGHT GREY 930 DIM4  
ZOOVER 120 DARK GREY 930 DIM4  
ZOOVER 140 LIGHT GREY 930 DIM4  
ZOOVER 140 DARK GREY 930 DIM4  
ZOOVER 4CLIP 120 DARK GREY DIM5  
ZOOVER 4CLIP 140 DARK GREY DIM5  
ZOOVER 120 DOWN-UP LIGHT GREY 930 DIM4  
ZOOVER 120 DOWN-UP DARK GREY 930 DIM4  
ZOOVER 140 DOWN-UP LIGHT GREY 930 DIM4  
ZOOVER 140 DOWN-UP DARK GREY 930 DIM4  
SUPER-OH! 70 82720  
SUPER-OH! 70  
SUPER-OH! 70 DOWN-UP 83020  
SUPER-OH! 120 83020  
SUPER-OH! 120 DOWN-UP 82720  
SUPER-OH! 170 82720  
SUPER-OH! 170  
SUPER-OH! 170 DOWN-UP 83020  
SUPERLOOP HC 90 SBL 930  
SUPERLOOP HC 170 SBL 930  
SUPERLOOP HC 90 SPR 930  
SUPERLOOP HC 170 SPR 930  
HDL75 - CURRENT SUPPLY 3 x 0,75mm<sup>2</sup> 6,0m  
HDL75 - CURRENT SUPPLY 5 x 0,75mm<sup>2</sup> 6,0m  
STREAMLINER 70S P2483  
STREAMLINER 70S P4883  
SRL 70L - PROFILE  
FTL35 - CURRENT SUPPLY 2 x 0,75 mm<sup>2</sup> 1,6m  
FTL35 F HE DOWN-UP - PROFILE  
MIC40/40+ - PROFILE  
MIC40 - CURRENT SUPPLY 3 x 0,75mm<sup>2</sup> 6,0m  
MIC40 - CURRENT SUPPLY 5 x 0,75mm<sup>2</sup> 6,0m  
ONE-AND-ONLY P12 DOWN-UP 930  
ONE-AND-ONLY P20 DOWN-UP 930  
ONE-AND-ONLY P20 DOWN-UP 930 DIM5  
SUPERLOOP HC 90 MDL  
SUPERLOOP HC 170 MDL  
SUPERLOOP S HC 109 MDL  
SUPERLOOP S HC 217 MDL  
TGL-ON - CURRENT SUPPLY 2 x 0,50mm<sup>2</sup> 1,6m

LASS-OH! R65 - 3 93034  
LASS-OH! R90 - 4 93034  
INF SQ+ - CURRENT SUPPLY SET 3 x 0,75mm<sup>2</sup> 1,6m GREY  
INF SQ+ - CURRENT SUPPLY SET 3 x 0,75mm<sup>2</sup> 3,0m BLACK  
INF SQ+ - CURRENT SUPPLY SET 3 x 0,75mm<sup>2</sup> 3,0m TRANSPARANT  
INF SQ+ - CURRENT SUPPLY SET 5 x 0,75mm<sup>2</sup> 1,6m GREY  
INF SQ+ - CURRENT SUPPLY SET 5 x 0,75mm<sup>2</sup> 3,0m BLACK  
INF SQ+ - CURRENT SUPPLY SET 5 x 0,75mm<sup>2</sup> 3,0m TRANSPARANT  
INFORM SQ P392-6 DOWN-UP 83067  
INFORM SQ P475-9 DOWN-UP 83067  
INFORM SQ P585-9 DOWN-UP 83067  
CONFORM P14 DOWN-UP 954067 DIM4  
CONFORM P20 DOWN-UP 954067 DIM4  
CONFORM P28 DOWN-UP 954067 DIM4  
CONFORM P14 PDS DOWN-UP 954067  
CONFORM P20 PDS DOWN-UP 954067  
CONFORM P28 PDS DOWN-UP 954067  
INFORM R1 DOWN 93048  
INFORM R1 DOWN-UP 93048  
INFORM R1+ DOWN 93048 DIM5  
INFORM R1+ DOWN-UP 93048 DIM5  
INFORM R2 DOWN 93048  
INFORM R2 DOWN-UP 93048  
INFORM R2+ DOWN 93048 DIM5  
INFORM R2+ DOWN-UP 93048 DIM5  
INFORM R3+ DOWN 93048 DIM5  
INFORM R3 DOWN 93048  
INFORM R3 DOWN-UP 93048  
INFORM R4 C DOWN 93048  
INFORM R4 C DOWN-UP 93048  
SOLI - SHHH PLUS 60/4 DARK GREY DIM5  
SOLI - SHHH PLUS 90/4 DARK GREY DIM5  
SOLI - SHHH PLUS 120/4 DARK GREY DIM5  
SOLI - SHHH PLUS 120/8 DARK GREY DIM5  
SUPERNOVA LINE 65 TW WD  
SUPERNOVA LINE 95 TW WD  
SUPERNOVA LINE 125 TW WD  
SUPERNOVA LINE 95 TW DOWN-UP DIM5  
MULTINOVA 55 SUSPENSION SET 5x0,75 3m  
MULTINOVA 255 930 DIM4  
MULTINOVA 255 SMOKE 930 DIM4  
MULTINOVA 255 TW PRISM 930 DIM5  
MULTINOVA 355 930 DIM4  
MULTINOVA 355 SMOKE 930 DIM4  
MULTINOVA 355 TW PRISM 930 DIM5  
ZOOVER 120 LIGHT GREY 930  
ZOOVER 120 DARK GREY 930  
ZOOVER 140 LIGHT GREY 930  
ZOOVER 140 DARK GREY 930  
ZOOVER 4CLIP 120 LIGHT GREY DIM5  
ZOOVER 4CLIP 140 LIGHT GREY DIM5  
ZOOVER 120 DOWN-UP LIGHT GREY 930  
ZOOVER 120 DOWN-UP DARK GREY 930  
ZOOVER 140 DOWN-UP LIGHT GREY 930  
ZOOVER 140 DOWN-UP DARK GREY 930  
HIGH PROFILE C E27  
SUPER-OH! 70 83020  
SUPER-OH! 70 DOWN-UP 82720  
SUPER-OH! 120 82720  
SUPER-OH! 120  
SUPER-OH! 120 DOWN-UP 83020  
SUPER-OH! 170 83020  
SUPER-OH! 170 DOWN-UP 82720  
SUPERLOOP HC 70 SBL 930  
SUPERLOOP HC 120 SBL 930  
SUPERLOOP HC 70 SPR 930  
SUPERLOOP HC 120 SPR 930  
HDL75 - CURRENT SUPPLY 3 x 0,75mm<sup>2</sup> 1,6m  
HDL75 - CURRENT SUPPLY 5 x 0,75mm<sup>2</sup> 1,6m  
SRL 70S - PROFILE  
STREAMLINER 70S P2483 DIM1  
STREAMLINER 70S P4883 DIM1  
FTL35 - PROFILE  
FTL35 F HE - PROFILE  
FTL35 F HE DOWN-UP - CURRENT SUPPLY 2 x 0,75 mm<sup>2</sup> 1,6m  
MIC40 - CURRENT SUPPLY 3 x 0,75mm<sup>2</sup> 1,6m  
MIC40 - CURRENT SUPPLY 5 x 0,75mm<sup>2</sup> 1,6m  
OAO - PROFILE  
ONE-AND-ONLY P12 DOWN-UP 930 DIM1  
ONE-AND-ONLY P20 DOWN-UP 930 DIM1  
SUPERLOOP HC 70 MDL  
SUPERLOOP HC 120 MDL  
SUPERLOOP S HC 106 MDL  
SUPERLOOP S HC 211 MDL  
TGL-ON - PROFILE

Related references

**COVERSETS**

<u><a href="#">Weblink / Specificatieblad</a></u>	<u><a href="#">Weblink / Specificatieblad</a></u>	<u><a href="#">Weblink / Specificatieblad</a></u>
 <p>COVERSET R 100 204 00 100</p>	 <p>COVERSET R 62 204 00 62</p>	 <p>COVERSET R 90 204 00 90</p>