

**BESTLITE BL3M // FLOOR LAMP, EU MODEL**  
Designed by Robert Dudley Best

**PRODUCT**



Item no.: 001-0313X  
+ style code

**DESCRIPTION**

Bestlite has been in continuous production since 1930. Robert Dudley Best created Bestlite design. He was highly influenced by the Bauhaus. In the past 80 years, people appreciated the lamps and it decorates many homes, hotels and restaurants worldwide. Loved by architects, designers and design aficionados throughout its 80-year history, today, Bestlite enjoys global iconic status.

**VERSION - BESTLITE FLOOR LAMP BL3M**

Shade and base: Black, White or Off-White  
Tube and arm: Chromed steel

RAL codes are indicative.

- Fabric wire - Black:
- Black / White inside // RAL 9004 / RAL 9003 // Gloss level 20 / Gloss level 20
- Fabric wire - Off-White:
- Off-White / White inside // RAL 1015 / RAL 9003 // Gloss level 20 / Gloss level 20
- Fabric wire - White:
- White / White inside // RAL 9003 / RAL 9003 // Gloss level 20 / Gloss level 20

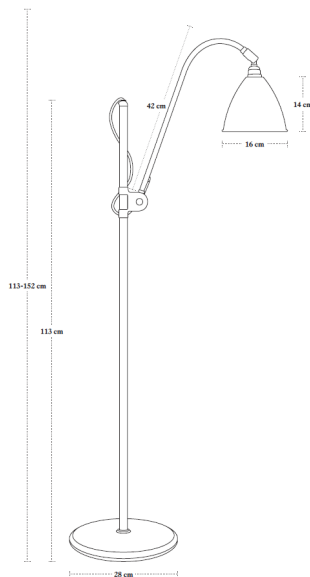
Please contact us for other colours or finishes.

**VERSION**

Order item - look for part number in the pricelist.

Series contains the following:

**BL3S, BL3M, BL3 Original shade, BL4**



**COLOURS**



**FACTS**

**MEASUREMENT - L X W X H MM**  
Lamp height: 1130-1520 mm  
Lamp stand: Ø280 mm  
Shade height: 180 mm  
Shade diameter: Ø210 mm  
Cord - total length w/sw: App. 4500 mm  
Cord - exposed out of lamp: App. 4230 mm

**WEIGHT ITEM - LAMP INCL. WIRE**  
5426 g

**PACKAGING TYPE**  
White cardboard box w/ 5ply corrugated

**PACKAGING MEASUREMENT - L X W X H CM**  
L:34 x W:37 x H:120 cm

**WEIGHT PACKAGING - MATERIAL TYPE**  
- LD EPE foam bund: 68,5 g  
- LD EPE foam top: 148,5 g  
- LD EPE foam top: 75,5 g  
- Bestlite key: 18 g  
- PE polybag: 1 g  
- PE polybag: 180g  
- Cardboard inside: 23 g  
- Cardboard outside: 1713 g  
- Strapping: 7 g

**WEIGHT PACKAGING - TOTAL**  
7742 g

**NUMBER OF PARCELS**  
1 pcs.

**LIGHT SOURCE:**  
- Socket: E14 base  
- Recommended light source: *All fluorescens light bulbs*  
- Recommended wattage: 9 W = (40 WATT incandescent bulbs)  
- Max wattage: 13 W

- Recommended light source: *Halogen light bulb*  
- Recommended wattage: 28 W = (40 WATT incandescent bulbs)  
- Max wattage: 28 W

- *All lamps can be fitted with a dimmer. Please contact your local electrician.*

- *Lightbulb not included*

## BESTLITE BL3M // FLOOR LAMP, EU MODEL

Designed by Robert Dudley Best

### CLEANING AND MAINTENANCE

Use a soft damp cloth when cleaning your Bestlite lamp. Do not use household cleaners.

### ACCESSORIES

Item no.: 001-99058A plug EU

### ENVIRONMENT

-

### TESTS

-

### CERTIFICATION AND LABELS

CE-CERTIFIED

### STANDARD

STOCK - BL3M: Floor lamp

- Euro plug: Type C, 2 PIN, 2,5 amp
- Euro voltage: 230 V
- Frequency: 50 Hz
- Supply voltage: AC power ~
- Normally Closed IP20



Class II / Double insulated



CE-Mark



Luminaires accepted for mounting on a flammable base

### KOMPONENTS

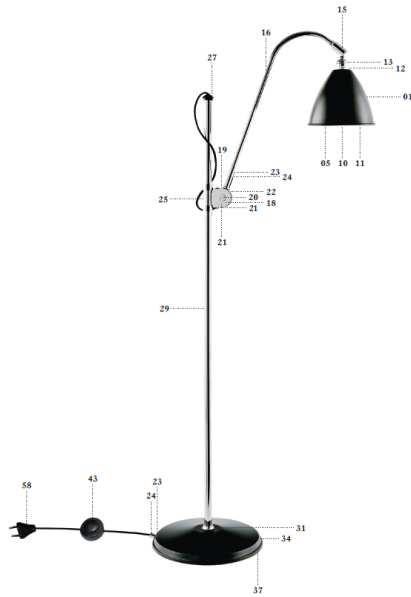
- 01 // Shade, 115,5 g
- 05 // Lamp holder
- 10 // Insulating ring
- 11 // Internal shade ring
- 12 // External shade ring
- 13 // Lamp holder cover
- 15 // Universal joint
- 16 // Bestlite arm
- 18 // Bestlite clip
- 19 // Bestlite nut
- 20 // Bestlite bolt
- 21 // Tension spring
- 22 // Fibre washer
- 23 // Cord grip
- 24 // Cord grip cover
- 25 // Acetate
- 27 // Top knob with hole
- 29 // Tube
- 31 // Collar
- 34 // Base cover
- 37 // Feltac
- 38 // Textile covered cord
- 43 // Foot switch
- 58 // Plug

Item no.: 001-0313X

14 // Bestlite key

### MATERIAL

Shade: Powder coated aluminium  
Tube and arm: Chromed steel  
Textile covered cord



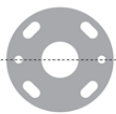
### INSTALLATION INSTRUCTIONS

The Bestlite key:

It's a practical tool that enables you to fasten the lamp arm. Simply use it like a screwdriver in the slot in the Bestlite nut.

It is forbidden to push!

Do not use a professional tool directly on your wall for accurate placing of the hole. Make use of the Bestlite 3-Block.



#### Technical information:

Light source: E14 or E27 incandescent or LED halogen bulb. Not power of other lighting fixtures. The lamp is not approved for outdoor use or use in damp/wet rooms.

#### Some advice on cleaning your Bestlite:

**Powder coated parts - base, bracket and shade**  
Wipe the parts with a damp cloth. Avoid to use water and a lot of mild detergent.

#### Chrome plated parts:

Wipe the parts with a damp cloth and avoid dry to being touching. If the surface is dirty use a mild (pH) neutral detergent for incandescent or other soft metals.

Use only soft cloth for wiping and polishing. Mirror surfaces or steel wool.

Do not use abrasive household cleaners. Do not use acidic or alkaline cleaning products, glass cleaners or household ammonia.



#### Over Bestlite surface:

##### Comprehension of wall bracket

You have chosen a genuine design object, which has been meticulously produced and tested. To make

the Bestlite an ideal fit in the hole, use the Bestlite key. Push the Bestlite key into the hole of the wall bracket.

On the other side of the Bestlite, all the same useful information for the user of Bestlite.

Read the instructions for the Bestlite. All the same useful information for the user of Bestlite.

Best regards,  
Bestlite

**BESTLITE**  
DESIGNED - 1932/2012

BESTLITE - GUBI H&S (a/s) N.V. 54-2100, Copenhagen, Denmark - www.bestlite.com

