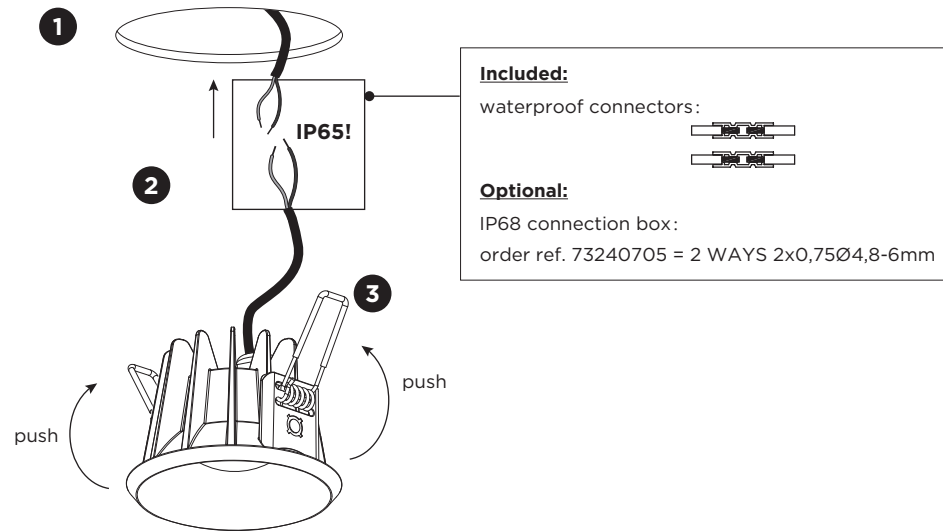


TAIO recessed

INSTALLATION INSTRUCTIONS | FEBRUARY 2021



Driver must be powered off before connecting cables.

Before connecting the luminaire/LED module to the driver please make sure the driver is not powered but disconnected from the mains. The driver can only be powered when the luminaire/LED module is already connected. Disregarding this instruction might damage or even destroy the luminaire/LED module.

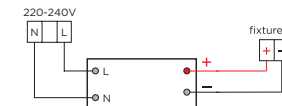
DIMENSIONS



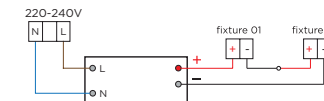
MOUNTING INSTRUCTION

- 1** Make a hole in the ceiling according to the prescribed dimensions.
- 2** **POWER CONNECTION**
Always use a driver according to the specifications of the LED module/luminaire.
Make sure to use a waterproof connection with the same IP rating as the luminaire.

Single connection



Multiple connection



- 3** Push the springs up and insert the fixture in the ceiling hole.

PB19-010-737-00_v0