

FLOS

F015E23B018 Deep Brown

Mile Wall 2 Washer Up & Down Dimmable 1-10V

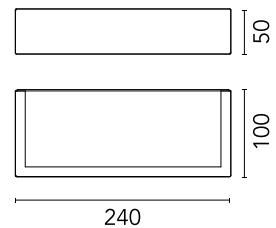
NEW

Designed by Antonio Citterio



LED - Power LED - 10.5W - 2x453lm - 2700K - CRI> 80

LED light source included. Integrated 220-240V ON/OFF and 1-10V or DALI dimmable electrical power. Equipped with double cable gland for electrical connection.



Are you a professional and your project needs consulting and support?

BOOK AN APPOINTMENT

Main specifications

Mounting	Wall
Environments	Outdoor wet location
LED type	Power LED
Lamp category	LED
Number of heads	1
Power (W)	10.5
System flux (lm)	2x453

Physical

Colour	Deep Brown
Orientation	Fixed
Net weight (kg)	0.8
IP internal	65

Download

Mounting instructions [↓ ZIP](#)

Photometric Files

LDT / IES [↓ ZIP](#)

Technical Drawings

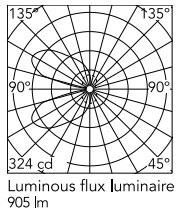
2D [↓ ZIP](#)

3D [↓ ZIP](#)

[↓ ZIP](#) Bim



Schematic light drawing



Beam Angle: 52°

h(m)	E(lx)	D(m)
1	122	3.53
2	31	7.06
3	14	10.59
4	8	14.13
5	5	17.66

Photometric

Lighting type	Indirect, Direct
Light distribution	Asymmetric
CCT (K)	2700
CRI>	80

Electrical

Insulation class	I
Frequency (Hz)	50-60
Main voltage (Vac)	220-240
Driver	Integrated
Dimmable	Yes
Dimming type	Dimmable 1-10V
Emergency type	No

Ecodesign and Energy Labelling

This product contains a light source of energy efficiency class D




Replaceable (LED only) light source by a professional



Replaceable control gear by a professional

Accessories & Power Supply



OPTIONAL
Accessory

F990E00A000

S.P.D. (SURGE PROTECTION
DEVICE)